

X-Guide

Submitting your
housing application

XAVIER

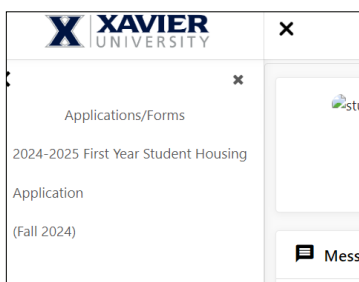


This application solidifies your intent to live on campus, including reviewing the housing agreement and collecting information such as your emergency contacts. The housing agreement is for the first two years.

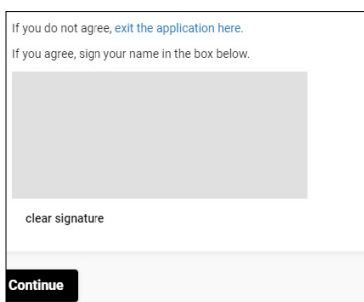
Accessing the housing application

Login to xavier.edu/thd using your Xavier credentials.

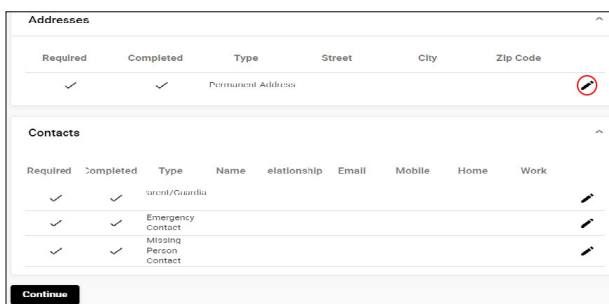
- + If you are having trouble logging in, make sure you have completed set up on your **Xavier Technology Account**. More information can be found in [our guide](#).



In the navigation bar on the left side of the screen, select **"Applications"**. Then select **"2024-2025 First Year Student Housing Application"** to begin the application.



Read the 2-year Housing Contract and sign at the bottom using your mouse cursor or finger. Click continue.



You can now make any changes to your permanent address and contacts.

To complete this information for each item, click on the pencil to the right of that row. An "X" under completed indicates additional information for that item is needed.

A new box will open to enter the required information. All asterisked values are required.



Underage (Under 18) Parental Verification

For applicants under the age of 18 at time of applying, your parent/guardian will receive a follow-up email asking them to log in and complete the parental verification of your housing application.

- + This verification is sent to the individual you indicated as parent/guardian on the contact section of the application.
- + Please be sure to double-check the spelling of their email address.
- + The message can sometimes be delayed or sent to a spam folder.

Housing Accommodations

Students requesting a housing accommodation should work with Accessibility & Disability Resources (ADR) to receive approval prior to the deadline of June 3, 2024. Contact disabilityresources@xavier.edu for more information.

Students approved for accommodations will not self-select space but will be preassigned. If you are approved for an accommodation your assignment will be made into any space which meets that need.

Other Considerations

- + All students will be automatically assigned a meal plan by Auxiliary Services after room selection has concluded and do not need to take action to select a plan.
- + All residential students will utilize their OnePass to access their rooms. Make sure to upload your ID photo and set-up your OnePass prior to move in day. Questions can be referred to Auxiliary Services at auxiliaryservices@xavier.edu.

Office of Residence Life

513-745-3203

reslife@xavier.edu

3800 Victory Parkway

Cincinnati, Ohio 45207-5131

The deadline for submitting your application is **Tuesday, June 4th at 11:59 PM EST**. If you have any further questions, feel free to reach out the Office of Residence Life.