

First Year Housing Selection Overview

This housing selection process is for students entering their first year at Xavier during the 2025-2026 academic year.

Process Dates

Tuesday, April 1, 2025	Housing Application Opens on MyHousing
Tuesday, April 1, 2025	Roommate pairing opens on MyHousing
Monday, May 22, 2025	Online Info Session at 7 PM
Friday, June 6, 2025	Housing Accommodation Deadline with Accessibility & Disability Resources
Monday, June 9, 2025	Housing Application Due by 12 PM ET
Tuesday, June 10, 2025	Roommate Pair Formation Deadline at 12 PM
Thursday, June 12, 2025	Online Info Session at 7 PM
Tuesday, June 17, 2025	Honors Pairs Receive Their Housing Assignment
Wednesday, June 18, 2025	Student Athletes and LLC Participants Receive Their Housing Assignment
Wednesday, June 18, 2025	Room Selection Times Announced to Xavier Email
Tuesday, June 24-Wednesday, June 25	Room Selection Days



Xavier University is a two year residency required institution. All students must live on campus for their second year at Xavier unless commuting from a permanent family address within 35 miles of campus.

Information for Honors Students

- Students in a University Honors program who live with a fellow Honors student have priority access to live in Buenger Hall in order to form the Honors Living community in Buenger.
- Honors priority is provided for the first year only.
- Honors students will only be able to view other Honors students when making their roommate pair.
- Students wishing to waive this priority and see potential non-Honors roommates should email Tim Griffin at griffint5@xavier.edu.
- Honors pairs will be preassigned and will not select their own room.
- Should priority demand exceed available spaces, Kuhlman will be used as a secondary location.

Information for Student Athletes

- **First year student athletes who are paired with fellow student athletes will also be preassigned and will not select their own room during the process.**
- **Blocks of rooms have been identified in Brockman, Husman, and Kuhlman Halls and each sport has been allocated a specific block reviewed by Athletics.**
- **Questions regarding the assigned block should be sent to Athletics.**





Step 1

Setting Up Xavier Technology Account

All students must complete this step first prior to trying to access the housing application.

Deadline: Prior to completing any other steps

What is it?

Your Xavier technology account is what allows you to access all the systems you will use as a Xavier student such as your student email, MyHousing portal, and more!

How To

When setting up your tech account, use your Xavier email address and initial password. Your initial password for your tech account consists of your 9-digit Student ID + Capitalized first letter of your birth month + 2-digit date.

1. Login to the Password Manager with your email and initial password. <https://password.xavier.edu>
2. Select My Questions and Answers Profile to setup security questions.
3. Select Manage My Passwords to change your initial password.

Is this different than my Road to Xavier account?

Yes it is! Your Road to Xavier account is what you have been using as a prospective student. Once you have activated your Xavier technology account, that will then become your log in info for Road to Xavier moving forward, having replaced your initial Road to Xavier info.

Need Assistance?

Email roadtoxavier@xavier.edu or reach out to your Admissions counselor for help!



SUBMITTING HOUSING APPLICATION

All students must complete a housing application.

Deadline: Tuesday, June 9th at 12 PM ET

How To

1. Log in to MyHousing via Road to Xavier.
2. Navigate to Applications.
3. Click 2025-2026 Term to begin
4. Sign housing application and complete all sections.
 - a. Answer some demographic questions
 - b. Enter emergency contact info
 - c. Indicate hall preferences

[Detailed Instructions for Each Step of the Process can be found on our website under Housing Selection](#)

Underage Parental Verification

For applicants under the age of 18 at time of applying, your parent/guardian will receive a follow-up email asking them to log in and complete the parental verification of your housing application.

- This verification is sent to the individual you indicated as Parent/Guardian on the contact section of the application.
- Please be sure to doublecheck the spelling of their email address.
- The message can sometimes be delayed or sent to a Spam folder.



Step 3

FORM ROOMMATE GROUP

Students have the option to form a roommate pair with other students .

Deadline: Tuesday, June 10 at 12 PM ET

How To

1. **On your housing application**, navigate to the roommate selection section.
2. You will be able to search for a specific student by name or view all potential matches.
3. Review matches, search for students, and send messages.
4. Send and accept roommates requests from friends.

Students who do not form a pair by the deadline will receive a later room selection time and receive a random roommate.

[Detailed Instructions for Each Step of the Process can be found on our website under Housing Selection](#)

Housing Accommodations

Students requesting a housing accommodation work with Accessibility & Disability Resources (ADR) for that process. A housing application is also still needed! Contact disabilityresources@xavier.edu for more information.

Deadline to request: Friday, June 6th at 5 PM ET

Students approved for accommodations will not self-select space but will be preassigned. If you are approved for an accommodation your assignment will be made into any space which meets that need.



Step 4



SELECT A ROOM

The below groups of students will have their housing assignments made in advance for them and will not need to select their own space:

- Students with approved housing accommodations
- Roommate pairs consisting of two Honors students
- Wellbeing and Sports Management LLC participants
- Roommate pairs consisting of two student-athletes

All remaining roommate pairs will receive a random selection time for either:

- Tuesday, June 24th from 9 AM-5 PM
- Wednesday, June 25th from 9 AM-5 PM

At the selection time, one student in the pair will log in to MyHousing to select the room.

- Once a space has been selected, no changes to a student's assignment for next year will be made over the summer.
- Discuss **at least three housing options** with your roommate and to know each other's level of comfort with selecting a

Room Wait Lists

We recognize all students may not secure space in a preferred location.

After selecting space, students may place themselves, as individuals, on wait list for other locations.

Over summer as cancellations occur, we will adjust assignments as possible.

This is more easily done for individuals rather than groups.

Detailed Instructions for Each Step of the Process can be found on our website

Need Help Selecting?

Join us on Teams during room selection days for help.

Links will be sent out with room selection times.

Email: reslife@xavier.edu
Call: 513-745-3203

What if I am not free during my room selection time?

Since only one of the pair must select, check with your roommate to see if they can select the room.

You can also select when your time opens or any point forward during the selection hours.

A trusted family member can log in to select for you as well!

Brockman Showcase



- Double, triple, and quad bedrooms
- Community Style bathrooms
- Large lounges and floor kitchens
- Single gender by floor

Ideal for students:

- Wanting a strong community
- Wanting potential to meet many new students
- Wanting a more affordable residence hall option

Buenger Showcase

Discuss at least three housing options with your roommate.

- Suites are single gender, co-ed floors
- Suites have either single bedrooms or double bedrooms
- 1.5 bathrooms per suite
- Music and study rooms in basement

Ideal for students:

- Wanting to live with fellow Honors students
- Wanting suite style living



Detailed Instructions for Each Step of the Process can be found on our website



Husman Showcase

- Double bedrooms adjoined by jack-and-jill bathroom
- Single gender by wing, co-ed by floor

Ideal for students:

- Wanting a more private bathroom
- Wanting a more affordable residence hall option

Kuhlman Showcase

- Double bedrooms adjoined by jack-and-jill bathroom
- Single gender by wing, co-ed by floor
- 4th floor- all women
- 6th floor-co-ed wings with sophomores

Ideal for students:

- Wanting a more private bathroom
- Wanting a more affordable residence hall option

Discuss at least three housing options with your roommate.



Detailed Instructions for Each Step of the Process can be found on our website

FAQS

YOU'VE ASKED,
WE'VE ANSWERED!



The following questions are common questions our office receives and also from the Xavier University Parent Facebook page. This is not an exhaustive list, so students may certainly contact our office if additional questions remain.

Do all students need to submit a housing application?

Yes they do. All students required to live on campus must complete the housing application by the deadline to participate in room selection. This applies to all students including Honors students, student-athletes, or students applying for a housing accommodation.

What if I miss the housing application deadline?

You will still be housed on campus but not until after the initial room selection process concludes meaning you will need to wait a little longer before receiving a room assignment. You will also not be able to live with a student you know who did apply by the deadline so if that is important to you make sure to complete your application by the deadline.

What housing options are available?

Halls: Brockman, Buenger, Husman and Kuhlman

I may need a housing accommodation, what do I do?

If you need a housing accommodation, please ensure you have completed the appropriate Housing Accommodation form using the [instructions from Accessibility and Disability Resources at this link](#) by Friday, June 6th to receive priority in the housing selection process.

Is there priority for honors students in this process?

There is priority given in the First Year Housing Selection process for access to live in Buenger Hall in order to form the Honors Community. To receive a priority chance to live in Buenger Hall, a Honors student must pair with a fellow Honors student. Honors students will only be able to view fellow Honors students unless they ask for their Honors tag to be removed for the housing selection process.

FAQS

**YOU'VE ASKED,
WE'VE ANSWERED!**



What is the best housing option for first years?

This differs for each student in the process and is dependent on the kind of experience they hope to have!

Why do I need to consider at least three options?

Since we have specific inventory of available spaces, depending on the selection time, it is possible their first choice may no longer be available. Having at least three options is important so students can seamlessly select a space.

I have completed my application, what happens next?

The next step will be to form your roommate pair.

How many people can be in my group?

Students may form a pair with one additional student.

Do I have to form a pair?

Students who do not form a pair by the deadline will receive a later room selection time. During room selection a random roommate will be assigned.

That said, if you want any say in the type of roommate you receive, you are **strongly encouraged** to select your own roommate.

FAQS

YOU'VE ASKED,
WE'VE ANSWERED!



How do we select a specific room or suite?

During your assigned selection time, a member of the pair be able to select from remaining spaces.

I am a student-athlete, will I pick my own room?

No you will not. Your assignment will be premade into a housing block for student athletes.

May I switch my assignment after selecting?

After a selection is made, the assignment is binding until the second week of the fall semester when the room freeze is lifted. We are unable to change assignments while the process is running.

My roommate picked something I did not want. What can be done?

It is important to discuss with your roommate your plans for living together including ranking where you each want to live, what price point everyone is comfortable with, back up plans, etc. In the event you are not pleased with the selection your roommate made, you may place yourself on the wait list for another assignment.

Can I be placed on a waiting list for a different room if I didn't get one of my preferences?

Yes, each individual student may place themselves on the wait lists after they have already picked a room. When changing assignments it is easiest to move individual students than pairs.

How can I view my room assignment?

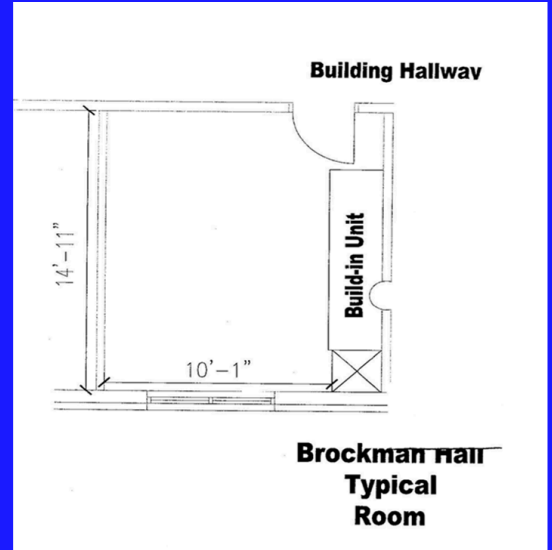
After selecting, you can view your room and roommate information on MyHousing.

Can I see my room in advance?

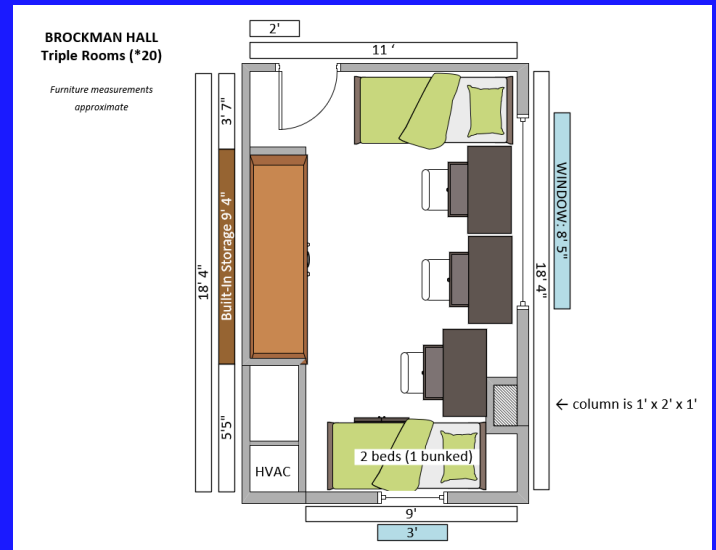
Due to summer school, camps and conferences, and maintenance work, we are unable to show rooms in advance. Videos of each area are available under the Residences section.

BROCKMAN FLOOR PLANS

DOUBLE ROOM



TRIPLE ROOM

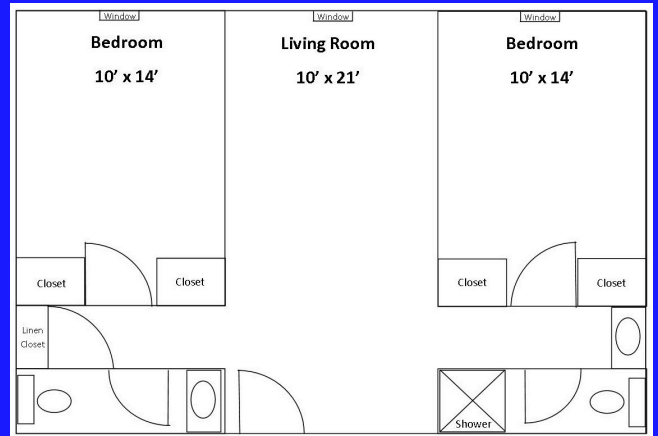


QUAD ROOM TWO DOUBLES WITHOUT WALL

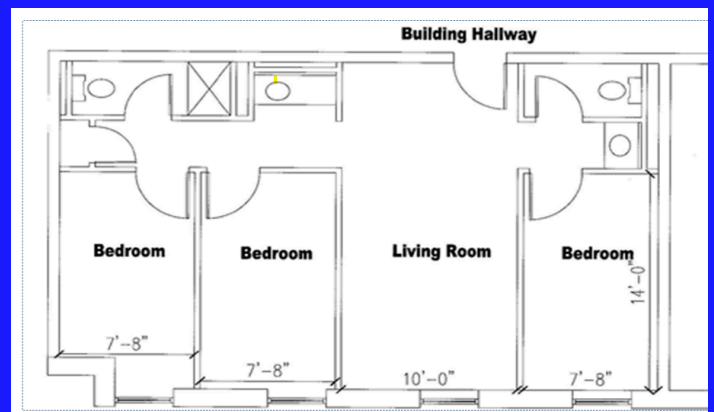


BUENGER FLOOR PLANS

4 PERSON SUITE DOUBLE BEDROOMS

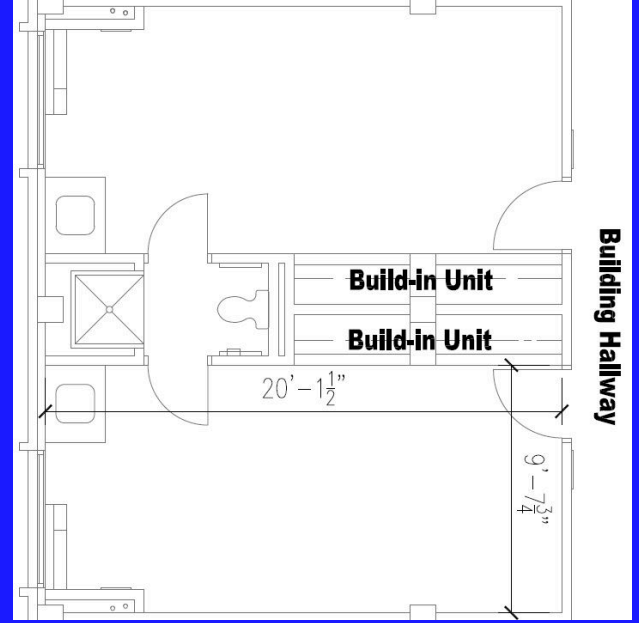


3 OR 4 PERSON SUITE SINGLE BEDROOMS

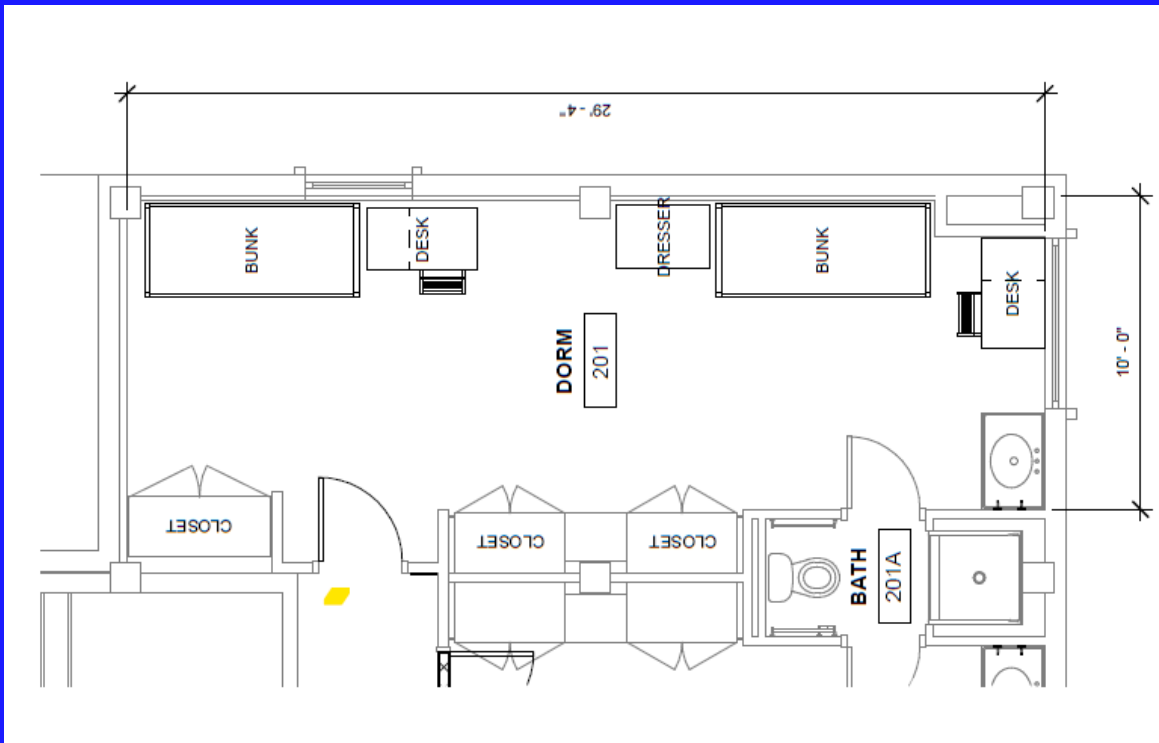


HUSMAN FLOOR PLANS

DOUBLE BEDROOM

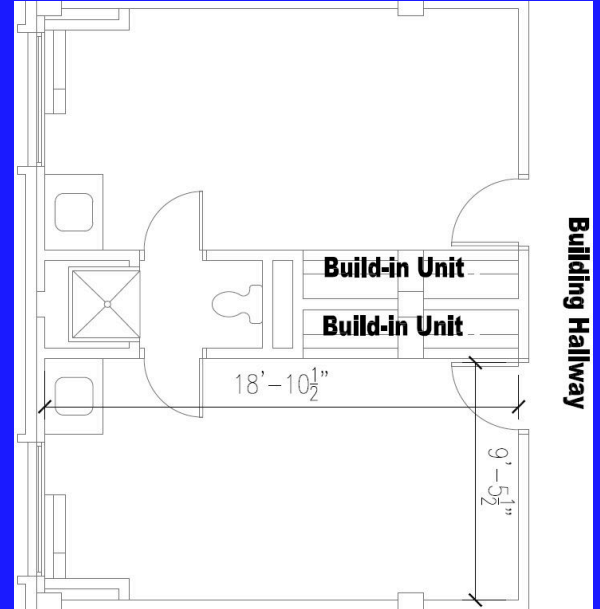


QUAD BEDROOM



KUHLMAN FLOOR PLANS

DOUBLE BEDROOM



TRIPLE BEDROOM

